

THE

5 STEP METHOD

FOR MAKING

\$10,000

PER MONTH ONLINE IN 2012



Now, before jumping into a method that is going to reveal to you secrets of how to go about making upwards of \$10,000 a month online, I want to tell you a bit more about myself.

If you don't know me, my name is Mark Ling, below is a photo of me, my wife Michelle and our two boys, Caleb and Benjamin.



I've been making money on the Internet since 1999, back then it was a hobby that turned into something of an obsession. And it didn't take long for it to turn into a business.

It was all based on a simple idea that if you took something that worked to make even a small amount of money online and duplicated it time and again, you would come away with a viable long term business that could make you thousands of dollars online every month.

More than 13 years later, here I am – a super affiliate who owns websites that have produced several million dollars in revenue doing just that. And today, I want to share with you one of the systems I've created that has been making me a LOT of money recently.

It's by far one of the most effective money making methods I've developed in my years as an affiliate marketer, and better yet, it's one of the easiest. It really is just five simple steps – and even the newbies out there will find that what I show you today can change your fortunes forever.

Creating a Money Magnet

The Five Steps are built around one simple idea – building a “money magnet” that will generate income for you on a regular, automated basis.

No, I’m not talking about a magic money-sprouting tree.

I’m talking about a squeeze page and email list that literally attracts money. You generate the content (this works in many niches, e.g. dog training, learn French, how to attract women/men, etc), and prospects come flooding in from all corners of the Internet.

Note: For any newbies reading this report, a squeeze page is a page on your website that is created to encourage people to enter their name and email address.

Usually there is an opt-in bribe, like a free report, as more people prefer to opt in to grab a free report than if you were to just ask them to ‘Sign up to my newsletter series’.

HEADLINE GOES HERE


Brief story goes here and then we move on to the bullet points...

- Benefit #1
- Benefit #2
- Benefit #3
- Benefit #4
- Benefit #5

Name:

Email:

Submit



I'll explain this in more detail later in this report.


If you're completely new to Internet marketing, some of this might seem a little complicated. Don't worry. You don't have to understand everything; just try to pick up as much as you can.

Bear with me for just a little bit. Very shortly, I'll show you the exact solutions you need to build your money magnet, regardless of your expertise. Even if you've never put a single webpage on the internet before, but for now, let's dig in and take a closer look at exactly how the money magnet works.

The 5 Pieces of a Good Money Magnet

When you were a child, I'm sure you did a few science experiments – either for class or for a science fair. The potato powered lightbulb. The baking soda and vinegar volcano. Growing Crystals. They're mainstays of elementary school science, right up there with the home made magnet.

And they all have two things in common – lots of trial and error to make them work,



and a set number of parts that must be included in the final design. Our magnet is no different – it's a science experiment of the best kind. When it works, it makes us money.

But, before you can start vying for the blue ribbon, you'd better make sure you have all your parts.

1. Squeeze Page, or other opt-in boxes within your website that motivate people to sign up to your email based newsletter

First up, you need a solid squeeze page from which you can collect email addresses and names.

It's not a sales page.

It's not even a presell page. It's just a squeeze page and that means your entire focus on this page should be on content, not sales.

Make it interesting, make it important, and most of all, make it valuable. You'll need a free report that will drive readers to subscribe to your list. That up front value is vital.

A lot of marketers make a big mistake with their squeeze page, assuming they can do a little pre-selling while they're at it.

Why not, right?

You already have those prospects 90% of the way there – why not hit them with a soft sell and try to generate some cash up front?

Because it doesn't work anywhere near as well doing it that way.

Sure, you might get a few stray sales from immediately interested parties, but the whole point of your squeeze page is to build a list that will provide extended, long term value in the form of subscribers.

Those subscribers will receive dozens of emails from you that build trust and add value to your relationship.

Because of that added trust, a subscriber is almost ten times more likely to make a purchase than a cold lead, and on average, a subscriber with money will buy more than one product over the life of their subscription. So, their presence on your list is very important.

2. Autoresponder Emails

Once you have gathered email addresses from your squeeze page visitors, you need to have content to send them each week from an autoresponder. Not just two or three weeks of messages either, keep them going long term, or otherwise make sure you keep sending live email blasts to your list to keep that relationship going long term and to keep sending them back to your blog posts and so forth on your

webpage as that looks good to Google when they notice your visitors keep returning to your website.



There are quite a few services out there that provide autoresponder email marketing services. The main one that I recommend is [MailPush](#) (that's my private label of Aweber btw).

I recommend it because it's the one that I use, and because it is very straight forward to use, even for complete beginners.

What an autoresponder does is it takes your messages and automatically queues them up for everyone on your list.

Once they've signed up to your mailing list, they will receive all the emails in your sequence in the order that you specify on the days that you specify (e.g. you might have an email every day for the first 5 days, then 1 every 3 days for the rest of the month, then one every 7 days after that). Other than that, you can also send out live email broadcasts if you wish to promote a product launch or some product that you wish to make a high amount of commissions from all at once.

3. Valuable Content

And don't think you can get off easy with cheap, poorly written PLR (Private Label Rights) quality content.

Your autoresponder emails needs to be loaded down with high quality, original content that will drive readership from week to week and convince those readers that you're a knowledgeable person and that it's worthwhile receiving your emails.

Remember, build a website and a follow up sequence that MATTERS. If you can't add content that matters, don't add it. Better to just build it up slowly with quality than to turn people off with stuff that looks like it was written by a non-english speaking writer with no knowledge of the subject they are subscribing for.

Trust is invaluable as a marketer. It allows you to make product recommendations, send reviews, and get readers to click links to your own sites. Think of it this way. If one car dealer gave you a Ferrari and a different one gave you a Ford Tempo and they both asked you to come to them for your next car, which dealer would you go to? The one that gave you a six figure Italian Sports Car, or the one that gave you a beaten down 20 year old sedan?



This?

or This?

The exact same thing goes for your newsletters. Don't give your readers a Ford Tempo and expect them to choose you as their dealer when it comes time to lay down their hard earned cash.

4. Promotions

Every email you send out should leverage your high quality newsletters to make product recommendations. And for that, you need to find high paying, high quality products to promote. Then you must use the right phrasing to convince your readers to click on those links and check out the products you've offered them.

Finding the right products isn't as easy as flipping a switch on your PC for "money makers". You have to do some research, finding products with that convert well to sales and pay high commissions. Those products should have top-notch sales pages, a ton of tools for you to help sell them, and a good track record.

5. Monetization

Monetization is about more than just putting a product in front of someone. You have to sell it to them. You have to use benefit-laden language, scarcity, social proof, and envy to drive their interest in a product and really hit home with each call to action. Saying "click here for more info" isn't going to cut it. You need to sell it to them.

Here are two statements that say basically the same thing. See if you can guess which one you should be using:

Statement A:

[Click here for more information about dog training](#)

Statement B:

Tired of your dog tearing up your rose garden, being aggressive at the wrong times, biting, chewing, barking inappropriately and so forth?

If this is you then I highly recommend that you check out Secrets to Dog Training By Daniel Stevens, it not only contains the best information about how to resolve all dog behaviour problems, it comes packed with numerous photos, video, and they will even answer your own specific dog training questions to ensure you get the personalized advice that you need.

[Click Here to visit Secrets to Dog Training.](#)

Yeah, one of those pitches is much longer, but that's exactly my point. I get dozens of autore-sponder newsletters that are loaded with useful information every day and then end with "click here for more info". What good does that do? Why would the reader click the link – you haven't given them any reason to.

Your sells need to be targeted in a way that will draw your reader's attention to a specific problem you can help solve. Then you need to drive them to act sooner than later. Copywriting is a tricky business, even in just a couple short sentences, but it is always important.

You're probably having one of two responses right now. You are either saying "no sweat" because you've been selling online for some time, or you're wringing your hands trying to figure out what all of these things mean.

Stop worrying.

It's not that complicated – it just requires practice and if there's one thing I have, it's a lot of practice. So, hang and keep reading. You're about to learn exactly how to build your magnet using the Five Steps.

Keeping It Simple

Remember, we're not talking about a full scale sales page here. We're talking about a squeeze page where you gather email addresses and email addresses. Take this report that you are reading for example. You found it on a squeeze page where you entered your email address and got a download link for a free report.

Or here's another example, this time from an affiliate website of mine called Enlightenment Gateway, where people are opting in to receive a free report where they'll learn how to manifest their dream life.

Get Your Free Report: 5 Steps to Manifesting Your Dream Life

Inside this incredible free report you'll discover how to quickly and easily unleash your hidden brain power to magnetically attract and create your ideal life, including how to manifest wealth!



Send Me My Report

Send My Report

I have spent as much as you do. Your email address will NEVER be given away to any third parties.

Learn to use the most important tool you will ever need

I have very good news for you. You are already an incredibly powerful Master Manifestor of your life whether you realize it yet or not. You are already in possession of the most important tool that you'll ever need to create your ideal life and that is, the power of your mind. If you're not currently living the life of your dreams, all that you need to do is understand how to harness the power that is already within you and you'll soon be soaring to new heights. This ebook is going to show you exactly how to manifest your dream life by focusing on five key areas of your life. My wish is for: ☐ Money ☐ Career ☐ Love ☐ Happiness ☐ Health

Enter your details!

Send My Report

The screenshot above was taken from this page:

<http://www.enlightenmentgateway.com/s/5-steps-to-manifesting-your-dreams/>

Your opt-in page (or opt-in form within your webpages) doesn't need to be any more complicated. It can be simpler if you want. Everything beyond that free report is bonus content for traffic generation. The real meat and potatoes are the free report and the opt-in box.

Once you've gotten people to opt into your list, you won't believe how much money those leads are worth. In reality, the monetary value of a single lead varies for every list, but to give a general idea of how much each of those addresses is worth, I pinpoint my lead values at \$5-\$15 per email address. That means, over the course of a year, a single prospect will bring in an average of \$5-\$15. That average includes every prospect that never actually buys anything (of which there are a LOT).

And to top it off, nearly 30% of that money will come in the first 2 weeks someone spends on your list. In most niches you'll make on average \$1-\$5 per prospect within 2 weeks of a prospect subscribing. It may not sound like much until you consider that a well-built squeeze page can bring in hundreds (and sometimes thousands) of new readers each month if you offer a quality product and generate a lot of traffic.

If you're not sure how to create a squeeze page, or add opt-in boxes (or even popovers asking for the name and email address) then you may wish to consider getting yourself a copy of AffiloTheme, which is launching on September 18th.

The Big Bucks

When you build a powerful list in a certain niche, you can blow up your profits with dedicated campaigns for big launches. Say for example a new product is about to launch next week.

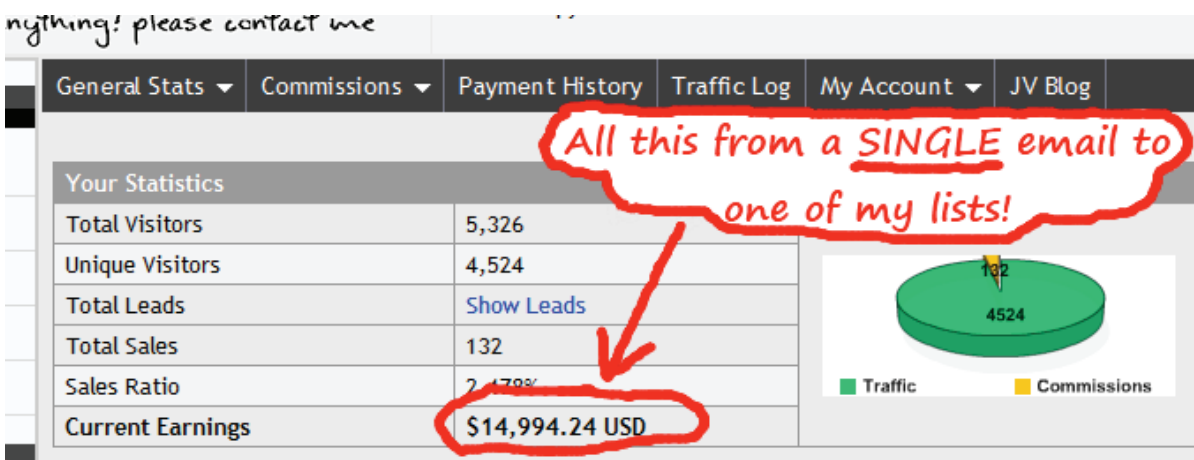
You've been getting emails from the product vendor telling you about the launch date, providing emails to send your readers, and laying out details to promote if you write your own messages. By sending out sporadic messages with information about the new product – including breakdowns of new features, leadups to the exciting launch date, and bonus content with limited time offers – you can generate a huge rush of buyers when the product finally launches.

This is an advanced technique which I will go into with later reports, but the profit potential is intense. It provides you with the chance to make 5-10 times your weekly income with your existing list members alone.

And the best part about this strategy is that it doesn't need to be saved for launch products. You could just as easily take an existing product and run a special dedicated promotion series in 3-4 highly targeted hard-sell emails.

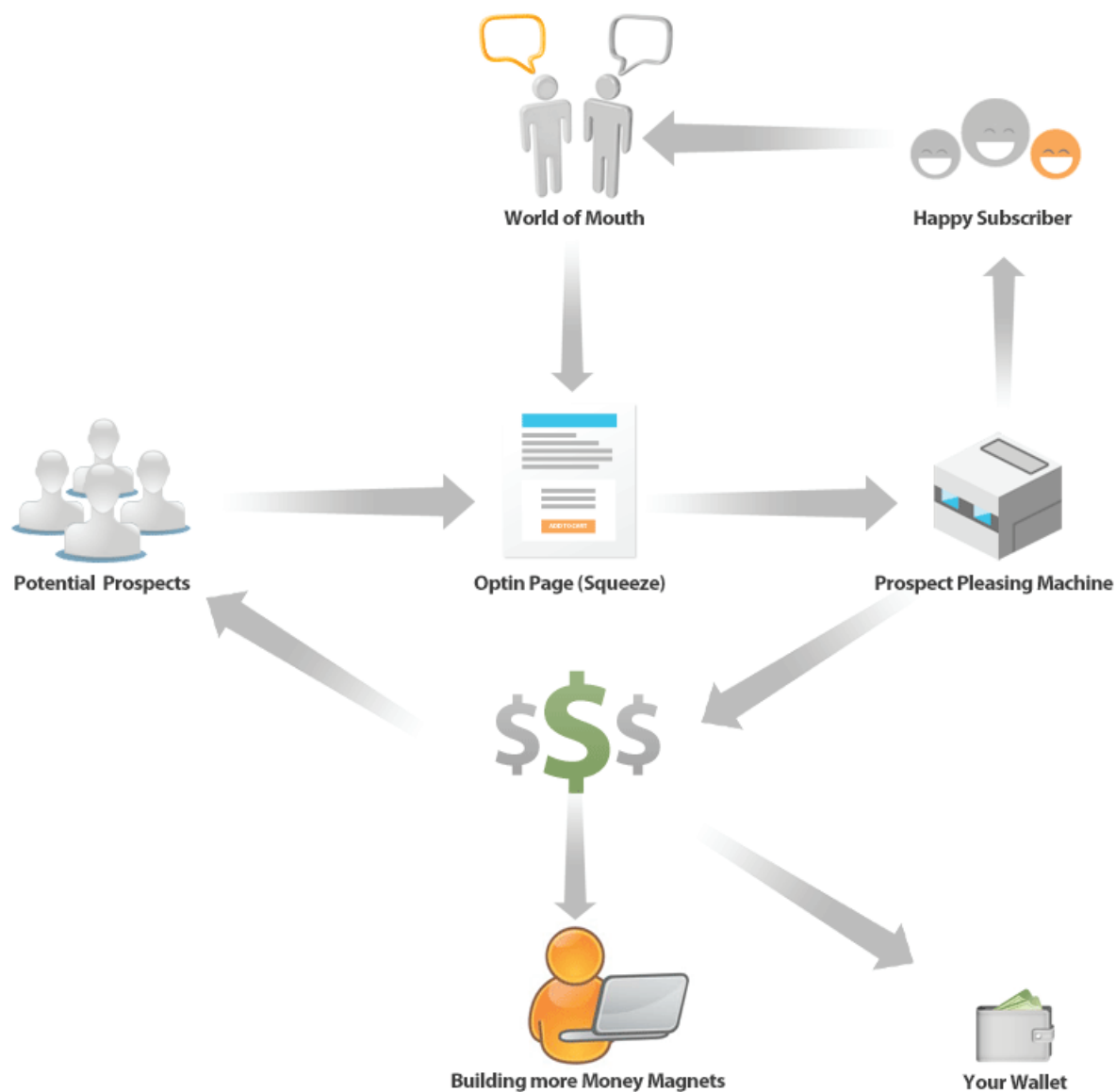
The results are nearly as impressive if you know what your readers are looking for and how to reach them.

The key to a powerful Internet marketing campaign is a good list – it always has been and always will be. But, not all lists are good lists. A lot of things need to be done properly to ensure you not only reach your target audience, but speak to them in a way that drives action.



The Money Magnet Cycle

Once your money magnet is up and running, the cash will start to flow regularly with new prospects generating new sales. This then allows you to generate new money magnets. When done right, the results are practically endless with your chances to make a massive chunk of profit growing after every new site.



As you'll see from my gloriously crafted flow chart above, this isn't a dead-end process. You don't contact a buyer, make a sale and then be done with it. Once you get someone in your sales funnel, they become more valuable than any one sale.

- **Prospects** – A prospect can come from anywhere, including a few dozen traffic sources we'll touch on in a bit. You might pay for traffic or use fresh content to generate traffic organically. In any case, you'll need a source of new prospects to feed your magnet.
- **Opt-in Page** – Once you get prospects to your squeeze page, you'll provide valuable content and an incentive to provide their email address. I like to offer a few articles and content rich pages on my squeeze pages, along with the opt-in link so they can get more with my free report.
- **Prospect Pleasing Machine** – Once you've enticed those prospects into your list, they go into the prospect pleasing machine. This is where they will receive your follow-up newsletters (which can be automatically queued into an autoresponder, or you can mail these out live on a regular basis, or a combination of these approaches).
- **Happy Subscribers** – A happy subscriber is a good subscriber and if you provide high quality content, you can all but guarantee they'll be happy. This is where those happy readers go and tell their friends and fellow niche inhabitants that they've uncovered a solution to their common problem. And guess where those friends come? To you and your amazing list.
- **Making Money** – Here's the step we all know and love, and unfortunately the one that too many marketers focus on exclusively, thus ignoring everything else on the list. If you do the rest of it right, this step will take care of itself as you make a hefty profit from each prospect on your list.
- **Your Profit** – Some of your income will go directly to your pocket. This is what we like to see – the raw profit that can be put toward house payments, bills, or a fancy big screen TV in your basement.

- **The Rest** – The rest of the money should go directly back into your business. It'll be sad to see it go, but it's vital to reaching those upper echelons of success that you reinvest as much of your income as possible. Build more money magnets. Get more traffic. Create more prospects. The more times you replicate the plan, the more money you can make.

The best way to maintain this cycle without wasting valuable energy is to make sure everything is of the highest quality. Duplicate your successes and learn from your mistakes with every rotation. Together, these parts create the Five Steps I'm about to show you that will create that five figure monthly income.

The Five Steps for Making \$10,000 per Month Online

Hopefully you have a rough idea of how this process works by now. By generating traffic to your squeeze page, you generate new subscribers to your list that you can send offers to within high quality newsletters.

Those prospects then make purchases from the carefully selected list of affiliate products you've promoted to them and you make a hefty little profit.

For those of you that are complete newbies to Internet Marketing, this might seem very complicated and the steps I'm about to show you might not make much sense. Some of you might even think this is too much work or too many steps to make a real profit.

But, trust me; this is by far one of the most powerful strategies I have in my arsenal. I've been using this method for some time now and have developed multiple lists with thousands of readers that generate me huge checks every week.

Note: The key is not in the system but in the execution and quality of the pieces in the system.

And that's where our five step method to making \$10,000 a month comes in handy. These steps will not only help you create the perfect money making magnet. They'll help you ensure that every part of your magnet is built to the utmost of care and your prospects find exactly what they need when they opt-in to your list.

1. Choose a Profitable Niche

Step one is to find a niche that is large, proven, and has a lot of quality products that you can promote that have good payouts.

I have a few ways I like to pinpoint my own niches, and usually I end up working within a niche that a lot of other marketers are very successful in. The idea that you need to choose something that no one else has done before or that is “up and coming” isn’t as good as it sounds. It’s much riskier.

Sure, we all want to find the “next big thing”, but while thousands of marketers are out there hunting, you could be making real cash on evergreen niches that have been profitable for years.

Why would you invest time or money into a niche other than something that has already proven it has the customer base and profitable products you need to make money? That’s my theory and it’s how I choose what to promote.

Amazon Research

Remember, in big niches, you don’t need to be a big fish to make money. In some niches I know dozens of people who are making a full time income, and I’m not even scratching the surface there. I’ll give you an example, when it comes to the real world, there are lots of gym owners, probably in the millions, or at the very least tens of thousands. Yet some people seem to have it stuck in their heads that online, to make good money in weight loss, you have to be in the top 10 in that industry.

Not true.

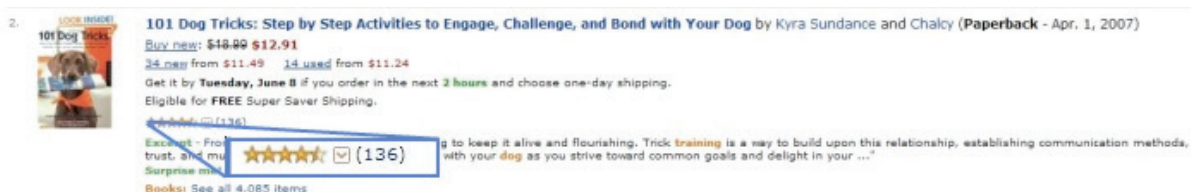
It’s a multi-billion dollar industry.

When I was at Affiliate Summit recently, I met more than 20 people who were making a full time income in weight loss as affiliates, many of whom were making over \$1 million a year.

That's just one example of a profitable niche, there are many. And you don't have to go as big as weight loss to make good money. I've made well over 7 figures in several other smaller, but still big, niches like dog training, dating and so forth.

One quick research method I'm fond of is heading to Amazon.com and reviewing the products that have received a large number of reviews. It may seem arbitrary, but consider for a moment how many people actually bother to leave reviews.

Most estimates put it at anywhere between 1 in 100 and 1 in 1000. Think about that for a second. It means that if a product has 20 reviews, somewhere between 2,000 and 20,000 people actually bought it.



What does that mean for you? It means that there are a lot of potential customers out there that have interest in that niche and a lot of potential sales you could be making.

Clickbank Research

Of course, you can't just use Amazon to choose your niche. You also need a niche with plenty of products to promote – preferably ones that make a lot of money and have plenty of opportunities. This is where Clickbank comes in handy.

On Clickbank, simply type in the name of your niche in the marketplace (<http://www.clickbank.com/marketplace.htm>) and you'll get a listing of all the products that match that niche. With this tool, you'll see that dog training has dozens of potential products, while Vampire novels and political commentary do not. Sort them by gravity and you'll see the highest promoted products on the site in just a few clicks.

Home & Garden : Animal Care & Pets

Narrow Results by:

Product Type | Language | Billing Type

Sort results by:

☐ Low to High
☒ High to Low

Gravity

Secrets To Dog Training ***Updated***

Avg \$/sale
\$28.77

Promote

Vendor Spotlight

Stats: Future \$: - | Total \$/sale: **\$28.77** | Avg %/sale: **68.0%** |
%/refd: **77.0%** | Grav: **67.28** | Cat: **Home & Garden : Animal Care & Pets**

Dog Food Secrets.

Avg \$/sale
\$29.64

Promote

Stats: Future \$: - | Total \$/sale: **\$29.64** | Avg %/sale: **75.0%** |
%/refd: **58.0%** | Grav: **30.01** | Cat: **Home & Garden : Animal Care & Pets**

Your goal on Clickbank is to seek out products with high \$/per sale and good salescopy that converts to sales.

Often gravity is a good thing to look at too, gravity number represents how many people have successfully sold that product as affiliates in the last few weeks, so if lots of others are successful selling that product, there is no reason why you can't be too. That's not to say some low gravity products aren't good to promote too, you'll just have to check out the sales page more closely to see if you think it will convert well to sales or not.

Last, but certainly not least, it does help if you actually enjoy the niche you select. For example, just because relationship advice had a huge market on both Amazon and Clickbank doesn't mean you should choose it if you have zero interest in the topic. If you can, find something you enjoy that also makes money – there are enough niches out there that there is a good chance that something will match up.

There are other networks outside of Clickbank with great products to promote also, networks like cj.com, shareasale, CPA networks like COPEAC, Azoogle, Neverblue and so forth. The good thing about Clickbank is there are many good offers for info-products with great commissions and virtually everyone gets accepted (unless you are from a country that they don't accept, e.g. Nigeria and a few other places).

2. Create a Free Report of High Quality

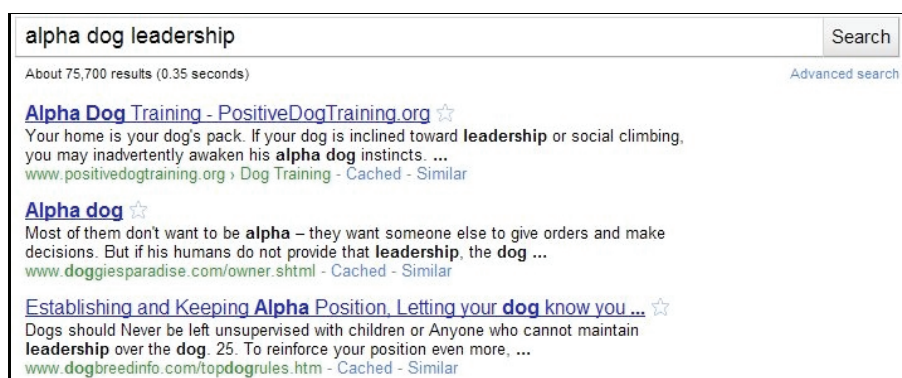
Second up, you need to create a free report that offers valuable content in that niche, solving a problem your readers are likely to have.

This is very important. The information in your free report can't be rewritten Wikipedia entries or PLR articles. It needs to be original, well written content about the niche topic that solves a problem. In my experience, the easiest way to do this is to use numbered lists or high-search density topics. Here are some examples.

In the dog training niche, someone might have need of advice in a few different categories. They might need help if their dog bites someone, or if their dog can't stop peeing on the carpet, or if their dog chews up shoes.

These are all general training issues. A free report entitled "Top 10 Dog Behaviour Problems and How to Solve Them" would be a good report for these prospects. If they're having one problem, they're likely to have others and a report like this would be perfect.

However, you could also pinpoint a highly searched topic within the dog niche like the idea of "alpha dog leadership" that many dog trainers recommend. It's a slightly complicated concept however, so a lot of searches are done every day, and as you can see the content is pretty broad with over 75,000 results, so there is a market for a solution to the problem. A free report on how to be that alpha leader can be extremely beneficial.



Your goal here is to pinpoint a question or collection of questions that your readers are likely to ask in a search engine. These should be questions that they need an immediate answer to and are willing to hand over an email address for.

You can then offer short, simple answers in your free report. It won't solve everything, but it will give them direction and an idea of what else they need to find solutions to their primary problems.

To understand what your readers need out of your information, head to forums and authority sites and look for the information that comes up often there.

What questions do they ask? How do they ask them? What answers are given and are they any good? If you can provide better answers than the standard resources, you know you have a good free report idea.

3. Build a Website with Free Content

Next, create your squeeze page. Too many squeeze pages are littered with presell tactics or simply lack any content. Yours shouldn't make either mistake. Don't try to sell anything to your readers other than a subscription to your autoresponder newsletter series.

For right now, your readers should be looking for and finding information, not a product to buy. The second you place an ad or a presell on your squeeze page, your autoresponder opt-in conversion rate will drop.

Readers will see that you're just trying to make a profit from them and will move on, assuming the content quality matches the tactics.

To drive home that you're offering a valuable product to them for free, add some content to your page. You need to show your readers a little sneak peak of what they will be getting if they subscribe to your list. Having 10-20 articles on a website can do this, as well as generate organic search traffic from Google.

While Google is not the only source of traffic in the world (far from it), it's a great one and if you have some original content that provides highly targeted details within the niche, you can all but guarantee that you'll start to appear in those listings.

It will also help increase your Quality Score for pay per click advertising if you decide to pay for your traffic.

With a good website and a solid free report offering, you should be able to convert a high percentage of your traffic to your opt-in list, producing a steady influx of new readers and potential customers.

4. Create Strong Follow Up Newsletter Sequence

A good newsletter sequence must be of the highest quality. Too many marketers go out and pick up cheap PLR quality content or rewrites of bad articles. Readers don't want the same dull content they can get anywhere on the Internet. They want something unique that speaks to them and solves problems.

Every single newsletter in your autoresponder should solve a problem; providing valuable information, and standing alone as a content source, regardless of your hard sell. This builds trust with your readers in a way that allows you to present that soft sell and convince them to click on your links.

Imagine what you would want if you had just given away your email address and were being offered a new inbox message every 4+ days. You'd want useful information, especially if you had a problem that needed solving.

A bad newsletter series is like a tv channel that has terrible shows on it. No one reads them, people unsubscribe, no one is seeing the products you promote.

A good newsletter is like a well watched tv show, regular viewers, lots of people watching your promotions, lots of money being made, while giving people what they want :)

Most people are willing to overlook or even consider the hard sells you include in your messages, but only if you frame them with useful information that builds trust.

Two of the most effective copywriting tactics are “authority” and “benefits”. If you can demonstrate that you’re an authority figure and outline the selling points in terms of how they benefit the reader, your copy will be far more effective.

By framing your calls to action within a newsletter that is rich in information and details, you’re showing them that you have a lot of knowledge to share and you’re also showing them that the information you’re trying to sell to them will benefit them in the same way your current newsletter already has.

5. Encourage your visitors to opt-in

Finally, you need to get the prospects to your squeeze page and/or to your other opt-in boxes where they can give you their email address and start reading your autoresponder and/or live newsletters.

Traffic generation comes in many forms. Most of the time, you hear only of search engine optimization (Google or Yahoo!) or paid search (AdWords). These are the two most common ways to get people to visit your site, but they are not the only ways.



To be sure, once you’re making money with one money magnet, you can take your profits and invest it into paid advertising, automating the process so you can work less and make more. But, when you get started, you’ll also need to consider other marketing methods – including organic search, social media, viral marketing, media buys and other methods.

For the newbies out there, this is a lot to process. There are dozens of methods to getting traffic to your site and some of them will be more effective than others. But, for most marketers, a few dedicated methods can usually generate all the traffic you'll need to make that five figure profit.

Remember, you don't need to converting traffic to your site. You just need people interested in your niche. Your only goal is to get them on your newsletter list. From there, you can focus on converting them to sales.

Websites that Google loves in 2012 and beyond...

Affiliate marketing has changed a whole lot since I first started. Back in the day there was less competition (although there were less people using the Internet too – but let's not get lost in the technicalities of that kind of thing!).

One factor that keeps all affiliates on their toes is Google's tendency to change its search algorithms from time to time. A website that ranks at the top of page one on Google could disappear overnight if Google changes its algorithm. This is especially the case for sites that are built to be quick "cash-cows" and not designed with longevity and lasting profits in mind.

Now you're probably sitting there thinking that I'm ranting a bit now – but I'm not!

In 2011 Google totally shocked the Internet (especially the affiliate marketing world) with the now-legendary "Panda" update.

Here's what happened:

- Great sources of easy referral traffic for affiliates disappeared into oblivion
- Sites that people had worked on for years dropped from high rankings into obscurity
- Black hat marketers and link spammers were penalized
- Unfortunately, many innocent affiliates and webmasters were hurt too
- Loads of people lost income streams and profit

Furthermore, Google rolled out another similar (albeit smaller) update in 2012. Known as “Penguin”, this once again cause havoc for many affiliates who had been trying to keep up with the “latest and greatest” methods, at the expense of tried and tested marketing formulas.

So where am I going with all this?

Basically, I want to show you the type of websites that really do well in 2012. What’s more, these websites will continue to do well for years to come. **If you follow what I’m about to show you then you won’t have to worry about Google algorithm changes!**

What I’m about to show you are time-tested techniques for optimizing and building your affiliate sites, with a modern twist. Sit back and relax, because this is going to be one heck of a ride.

On-page Optimizations You MUST Follow

One of the biggest things you can do to build a website that Google will love, and continue to love for years, is to get your on-page optimization in order. You need to set up all of your pages using the techniques I’m about to show you; this will give you the biggest chance of high rankings and big pay checks.

Add a disclaimer & privacy policy

Adding a disclaimer and privacy policy to your website builds trust. This is an important signal to Google that you take site-building seriously, and that you aren’t just there to try and con customers into buying affiliate products.

If you take a look at my Enlightenment Gateway site, which I built as part of my AffiloBlueprint 3.0 course, you will see a great example of a high-quality disclaimer and privacy policy page:

Privacy Policy & FTC Disclaimer

1. Product disclosure: Enlightenment Gateway is an affiliate for products listed on this website, and earns a commission based on any sales referred.
2. Introduction: Enlightenment Gateway (this website) is owned and operated by Enlightenment Gateway (we, us, our). We respect the privacy of our website users (you, your). This privacy policy explains how we may collect, store, use, and disclose personal information that you provide to us. By accessing and using this website you confirm your unconditional consent to us collecting, storing, using, and disclosing your personal information in the manner set out in this privacy policy.
3. Terms of use: Your use of this website is governed by our terms of use. Accordingly, this privacy policy must be read in conjunction with our terms of use.
4. Collecting your personal information: We may collect personal information from you (including, without limitation, your name, email address, phone number, and postal address) when you use this website. You may decide not to provide your personal information to us. However, if you do not provide it, we may not be able to provide you with access to certain information or products.
5. Automated collection: When you visit this website, we may use automated tools and methods (such as cookies, sessions, and usage monitoring software) to collect certain information about your visit, including (without limitation). This information will be used in aggregate form to analyse how this website is being used (for example: to analyse usage patterns in order to improve this website). Except as set out in this privacy policy, we will not disclose any such information except in aggregate form.

All reputable sites have a privacy policy and disclaimer. As an affiliate, it is particularly important that you add a disclaimer that complies with US FTC rules. Basically, you need to disclose that you earn a commission on any products you sell.

Focus on content over linking

One lesson that many affiliates have had to learn the hard way is that content is king. The more high-quality articles you can add to your website, the better. Even if you like building micro niche sites with just a few highly targeted pages, it still pays to come back periodically and add to those pages.

The Panda and Penguin updates taught us that Google favors websites which focus on giving readers content, over those which use less content but rely on clever link-building methods to head up the search engine rankings.

Here's a quick bullet point guide that will teach you everything you need to know about the importance of content in 2012 and beyond:

- Focus on giving your readers something of value with every new post or blog page that you add.
- Don't fall into the trap of using spun articles on your main "money" sites; Google are far too good at spotting these now and it is likely that you will be penalized with lower rankings.

- Quality matters – it's better to add 10 great articles than 100 rubbish ones. Therefore, put lots of time and effort into every article you write (or make sure that you are using good out-sourcers)
- Don't be afraid to outsource content creation. Not everyone has the time or inclination to write articles or blog posts. However, I can tell you in no uncertain terms that you will never regret investing in more content. Spending \$500 on 50 new articles for your site will reap rewards for years to come.
- Videos, pictures, infographics, podcasts, and audio files all count as content too. Don't fall into the trap of thinking that content = articles!

Encourage repeat visitors

Imagine that you have a retail store in a popular shopping mall. If you get 1000 visitors to your store every day, but only a handful ever return again in the future, that is a sign that something is wrong. Maybe your store isn't laid out in an attractive fashion. Maybe you're not giving anything back to your visitors. Whatever the reason, this is bad news for you.

The same goes for a website. If you never have repeat visitors then you are in trouble. This is a big red flag for Google, who will think that your site is either of a very dubious quality, or is not relevant to visitors for the terms that they used to find your site.

Without repeat visitors, you are going to have a hard time ranking.

You need to encourage repeat visitors to your site. The easiest way to do this is to incorporate a newsletter series that gets subscribers visiting your site on a regular basis.

For example, on my Enlightenment Gateway site my visitors sign up for their free report:

GET YOUR FREE REPORT!



This incredible free report, '5 Steps To Manifesting Your Dream Life', is going to show you exactly how to manifest your dream life by focusing on five key areas of your life. My wish is for: ☐ Money ☐ Career ☐ Love ☐ Happiness ☐ Health

Once they have signed up and confirmed, I automatically redirect them back to Enlightenment Gateway:

Congratulations on claiming your free copy of the *Five Steps To Manifesting Your Dream Life* Report!

You can now go ahead and download your copy from the link below!



[Right-click here and select "Save As" to download your report to your computer](#)

Enjoy!

While you're waiting for your report to download, here's a product that's received great reviews from a huge number of Enlightenment Gateway subscribers - I recommend you take a look!

Voila, instant repeat traffic.

During my opt-in sequence I consistently encourage visitors to come back to Enlightenment Gateway with links to on-site content etc.

You should implement this strategy right away if you want to build the kind of website that Google loves.

Reduce your bounce rate

Metrics such as repeat visitor numbers and bounce rate are becoming increasingly important to ensure high rankings and success as an affiliate marketer.

Bounce rate is the measure of how many visitors leave your site on the same page that they entered, without having viewed any other pages.

Example: Person A comes to your site at www.yoursite.com – he thinks that your site is pretty “meh”, so hits the back button in about five seconds. That, ladies and gentlemen, is a “bounce”.

So if your bounce rate is 90%, this means that 9 out of 10 visitors to your site are leaving without exploring any more of your site.

A bounce rate of anything over 50% is worrying; you want to keep your bounce rate as low as possible.

One of my staff members, Sam, recently wrote a great blog post on the Affilorama blog that shows you exactly how to reduce your bounce rate the easy way. [You can read it for yourself here.](#)

In case you don't have time to read that post in full, here are some key points to take away about reducing your bounce rate:

- Use many internal links, all over your pages, to encourage people to click from one page to another.
- Avoid excessive ads and promotion on your most popular landing pages; focus on getting list subscribers.
- Make sure your pages load quickly. Anything over 3 seconds is going to be terrible news for your bounce rate.

Reducing your bounce rate will have a hugely positive impact on your site and search rankings. It will also help you to make a whole lot more money!

You want to get your visitors reading at least 2 pages on average, per site visit. The easiest way to check this metric is to install Google Analytics tracking on your site. Once this is all set up, you can check your bounce rate, return visitor rate, and page visit number average with ease.

For example



This Google analytics data shows that visitors are checking out 2.08 pages per visit (on average). This is good news, but I would always aim to get that figure even higher!

Link building tips post-Penguin

If you want to build a website that Google loves in 2012 (and beyond) then link building still has a vital role to play.

Although content is becoming more important, you still need to build lots of links to your sites.

Here are some link building methods you really need to be using:

Web 2.0 Sites

Although they aren't quite as great as they once were for building links, you can still get a lot of that valuable "link juice" from Web 2.0 sites. These are sites where people come together to share information and content (usually focused around single page mini-sites)


Visit these sites, set up an account, and then get creating:

- HubPages
- Squidoo
- Infobarrel
- Tumblr
- Blogger
- Wordpress
- Weebly
- Xanga

Or just do a search for “Web 2.0 sites” in Google and you will find lists of hundreds of potential candidates.

Here’s a basic Hubpage “Hub” I build that links back to Enlightenment Gateway:

What Is Self Improvement?

by [fresh-zen](#)

What Is Self Improvement?

One question I am often asked is:


What is self improvement?

A very simple definition is that it is the process through which one becomes the person one desires to be. It is a journey to a better state of existence, where you actively work to accomplish that which you desire in life.

It is also a means through which you can take your natural strengths and flair and build upon this foundation to better yourself in all aspects of life.,

Self improvement IS NOT:

- A myth
- A bunch of bizarre 'witchcraft' techniques





Ads by Google


Instant Grammar Checker
www.Grammarly.com/Grammar_Check
Corrects All Grammar Errors! Check Your Writing For Free Now.


Law of Attraction Works
www.QuantumJumping.com
Take This Jump to Make The Law of Attraction Work for You...

[Like This Hub?](#)

 Like

 Tweet 0

 Pin it

 HubPages Followers

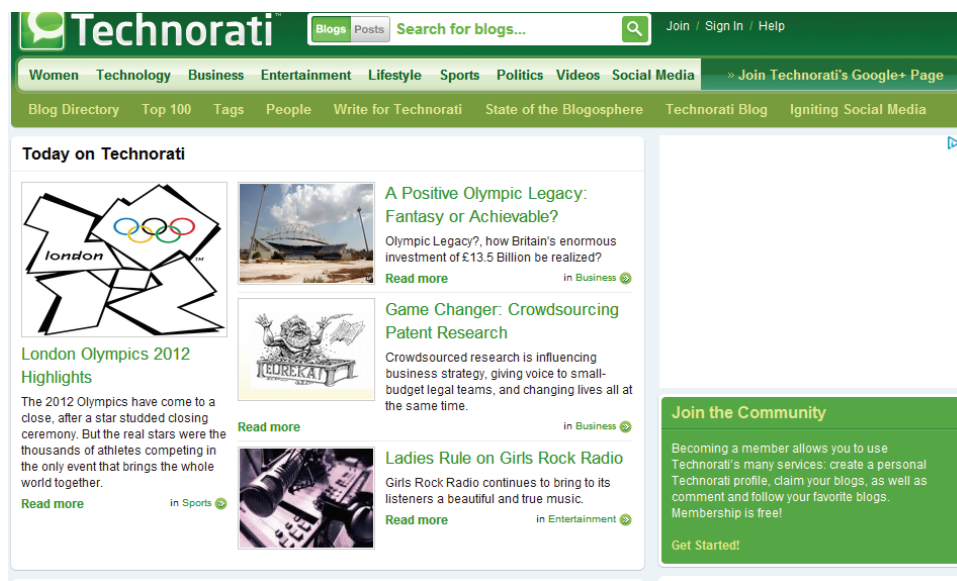
Over 50 Million people discover HubPages every month.

Guest blogging

Guest blogging is another seriously popular method of building links in the post-Penguin (and Panda) environment.

Basically, guest blogging involves contacting other bloggers in your niche and offering them high quality content for their blog. In exchange, you get to place a couple of links in your guest post that point back to your blog.

It is important to use anchor text links to give you the biggest possible backlink benefit!
To find guest blogging opportunities try the Technorati blog search:



Use it to search for blogs in your niche, then get in touch with the owners and offer them high-quality posts in exchange for some nice links back to your site.

Make sure you really create great guest posts, or you'll soon find yourself being rejected by bloggers! Avoid using PLR or spun content; make every article count.

Setting up these kinds of ‘Money Magnet’ websites can be technically challenging

Trying to create websites that do all the things that I’ve outlined in this report can be technically challenging for some. However the great news is that my staff and I have created a Wordpress Theme called “AffiloTheme” which allows you to build websites that are well structured to achieve all the objectives that I’ve mentioned in this report, plus more.

Here’s just some of what you can achieve with AffioTheme:

Opt-in form/squeeze page builder

Pretty much the entire ‘Money Magnet’ system revolves around building up a profitable list by creating a highly-converting squeeze page.

Many people find building squeeze pages and opt-in forms to be very confusing, and I don’t blame you!

That’s why my staff designed AffiloTheme to specifically make it super easy to build profitable squeeze pages and opt in forms.

You don’t have to leave your Wordpress Dashboard to create very attractive opt-in boxes and squeeze pages.

With AffiloTheme you can build full squeeze pages, like this:

**Get Your Free Report: 5 Steps
to Manifesting Your Dream
Life**

Inside this incredible free report you'll discover how to quickly and easily
unleash your hidden brain power to magnetically attract and create your
ideal life, including how to manifest wealth!



Send Me My Report

Enter your name

Enter your email

Send My Report

I hate spam as much as you do. Your email address will NEVER be given away to
any third parties.

How great does that look?

The awesome thing with the AffiloTheme squeeze page creator is that I can have as little or as much text as I want on my page. You can go for the long-winded squeeze page style, or create a page like you see above where you let a professional eBook cover speak for itself.

You can also create “feature” opt-in forms that can be added into posts and pages with a simple shortcode:

GET YOUR FREE REPORT!



This incredible free report, '5 Steps To Manifesting Your Dream Life', is going to show you exactly how to manifest your dream life by focusing on five key areas of your life.

My wish is for: ☐ Money ☐ Career
☐ Love ☐ Happiness ☐ Health

There are even mini sidebar opt-in forms available for you to pick from.

The thing with the AffiloTheme opt-in and squeeze page tool is that all of the available templates and color selections have been designed to bring you high list conversions.

We've taken the guess work out of list building! All you need to do is add in your autoresponder code from Aweber/Mailpush (other autoresponder providers are also supported as well), then add some text and an eBook cover, and you've got an awesome opt-in for or squeeze page that will help you to make money with ease.

Cloaking your affiliate links

Cloaking your affiliate links to make them more attractive and 'click-enticing' is extremely important to your success as an affiliate marketer. With AffiloTheme it's just so easy to cloak your affiliate links.

You can see a big list of your existing cloaked links, and then quickly add a new one:

Add New Redirect

Display Text	Link URL
affiliate	http://www.diablo-3-hero-guide.com/go/affiliate
diablo3heroguide	http://www.diablo-3-hero-guide.com/go/diablo3heroguide
diablo3arena	http://www.diablo-3-hero-guide.com/go/diablo3arena
diablo-3-dominator	http://www.diablo-3-hero-guide.com/go/diablo-3-dominator
diablo3war	http://www.diablo-3-hero-guide.com/go/diablo3war
Talonz-Video-Guide	http://www.diablo-3-hero-guide.com/go/Talonz-Video-Guide

And adding a new redirect takes mere seconds:

Name

example redirect

Example: affiliate will produce the redirect <http://www.diablo-3-hero-guide.com/go/affiliate/>

Web Address

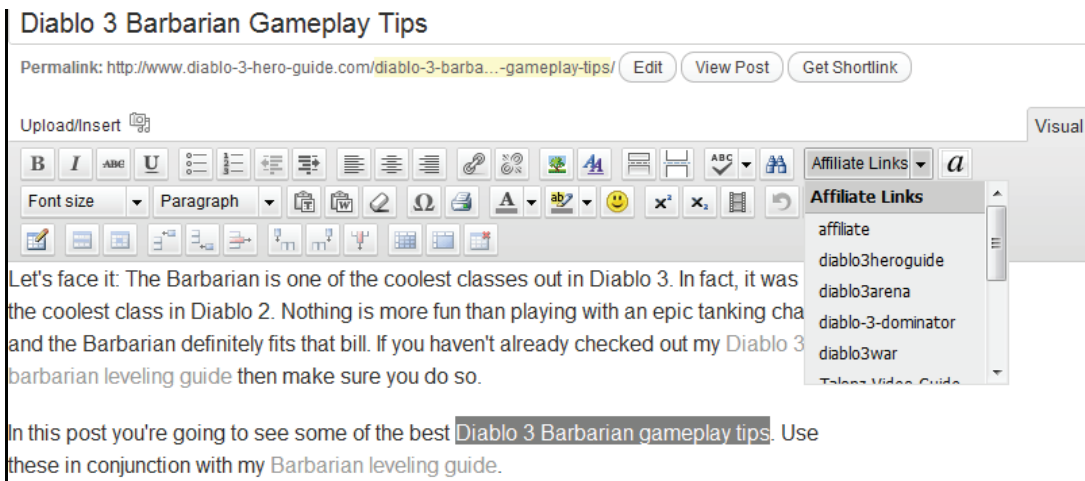
<http://www.exampleredirect.com>

Example: <http://www.affilorama.com> — don't forget the <http://>

Create

[Cancel](#)

And what's even better is that AffiloTheme helps you to insert your cloaked affiliate links into your posts and pages, without having to leave the comfort of the Wordpress post editor:



Creating an awesome header

Header images are really important for building a successful site. AffiloTheme comes pre-loaded with a seriously neat header creator tool that lets you build a beautiful site header (and load it into every page of your site) in next to no time!

You can pick from a huge array of fonts, backgrounds, and stock images – and even insert your own images and backgrounds:



How cool is that?

Of course there are loads of other amazing functionalities available when you use AffiloTheme – and with those functionalities come a whole load of benefits. I don't want to let the cat out of the bag yet (you'll have to wait until launch week to find out for yourself) but here's some more reasons why you need to use AffiloTheme:

- You'll save loads of time with shortcodes
- You can show off your images and posts with great slideshows
- AffiloTheme comes pre-packaged with a suite of fantastic Wordpress plugins, so you don't need to go hunting for anything!
- You'll make more sales (and money) with cloaked affiliate links
- Building amazing-looking sites will no longer take hours of development and design – you can do it yourself in mere minutes
- Google will love your site... now and for years to come!

To really whet your appetite for AffiloTheme, here are some screenshots of fantastic sites that have been built using this stellar theme:

Home / e74 error / Fix The Xbox E74 Error Quickly And Easily

Fix The Xbox E74 Error Quickly And Easily

Published in e74 error on 18th July 2012 | Edit


Ever since the release of the Xbox 360 platform more than three years ago now, audiences have been wowed by its excellent features, good range of games, and stunning graphics and sound.

However, there has been a dark side to the Xbox 360 story involving many consoles being affected by problems such as the "red ring of death" and the e74 error code. In this article you are going to learn [how to fix the Xbox e74 error](#) quickly and easily so that you can get back to gaming once again.

Before you can repair the e74 error on your Xbox 360 you first need to understand what actually causes the problem to occur in the first place. Basically, the error is related to overheating which occurs inside the case of your Xbox 360 and that affects the connection between the video scaler (HANA/ANA) chip, as well as the motherboard itself.

As the temperature rises inside your console the connections are weakened; the overheating problem will keep happening and you will continue to experience the Xbox 360 e74 error until this is fixed.


The only way to fix your Xbox 360 is to actually open up the console and fix the connections on the video scaler chip. To do this you will have to




Categories

- > e74 error
- > misc
- > products
- > ps3 repair
- > red light errors
- > red ring of death

Posts Popular Comments



PS3 Fixer Review And Comparison
July 23, 2012
0 comments



YLOD Repair Wizard By Paul Thompson Review
July 23, 2012
0 comments

DIABLO 3 HERO GUIDE

Master Diablo 3

TOP SECRET

TOP SECRET

TOP SECRET

About Us

Contact Us

Privacy Policy

Strategy Guide Video Reviews

Facebook

Twitter

LinkedIn

Home / other / Will My Graphics Card Work With Diablo 3?

Will My Graphics Card Work With Diablo 3?

Published in other on 4th August 2012 | Edit

Will your graphics card work with Diablo 3? Find out in this post where you're going to get a full list of the graphics card that are compatible with Diablo 3, for both PC and Mac. Although Diablo 3 doesn't have excessive system requirements, especially when compared to other leading games, it's still important to have a good video card in order to maximize your playing experience.

[Click here to learn how to boost your Diablo 3 framerate instantly](#)

Here's a list of PC compatible cards:

NVIDIA	AMD / ATI	INTEL
GeForce GTX 590	Radeon HD 6990	N/A
GeForce GTX 580	Radeon HD 6970	

enlightenment gateway

Unlock your hidden potential

Home

Affirmations

Happiness

Healing

Law of Attraction

Mind Power

Motivation

Products

Contact

Welcome to Enlightenment Gateway

Welcome to Enlightenment Gateway, the place to come to learn all about self-improvement and unlocking your hidden potential.

I've set up this website to share my knowledge on important topics like:

> Self-improvement

> Meditation and breathing exercises for relaxation and better sleep

> Unlocking your subconscious mind power

> Increasing mental capacity

> The Laws of Attraction

> Affirmations

Get Your FREE Report!

Get '5 Steps to Manifesting your Dreams', an incredible, free report that shows you how to quickly and easily unleash hidden brain power to attract and create your ideal life!

Your name

Your email

Send me my report!

What You'll Get With AffiloTheme:



5 Beautiful Themes in 1 – We've produced five super high-quality "child themes", and incorporated these into the AffiloTheme "master theme". This gives you a whole heap of flexibility, because each of these child themes has many different color options available. This means you are going to be able to build a fantastic looking site, no matter what your unique style or design flair may be.



Amazing Squeeze Page/Opt-in Form Builder – The secret of any successful 'Money Magnet' is building a list. To build a list you need great squeeze pages and opt-in forms. With AffiloTheme you can generate your own high quality squeeze pages quickly and easily. These templates are based on my best converting squeeze pages, so you know they are going to convert! If you've ever found squeeze pages difficult to make, this makes it push button simple!



Simple Installation – We know how frustrating it can be to get your site set up and running. That's why AffiloTheme has been specially designed to make it simple to build your sites. We provide FULL instructions (including videos) that will show you how to get your AffiloTheme install cranking in mere minutes.



Affiliate Cloaking & Redirect Tool - Quite simply, visitors to your site won't like clicking on ugly looking affiliate links. If you want to supercharge your 'money magnet' websites then you need to cloak your affiliate links. This means that those ugly links will become much shorter and more appealing, resulting in higher click through rates and conversions. Normally you would either have to be good at coding, or invest in a standalone redirect plugin, in order to do this. But with AffiloTheme you get an easy-to-use affiliate link redirect tool that will send your income skywards (and lost commissions crashing back down to earth)



Eye-Popping Slideshows – Visitors always love slick visuals on any site; with AffiloTheme you can set up awesome image slideshows in next to no time. You can then incorporate them anywhere on your site by using our simple shortcode system.



Stunning Header Images – AffiloTheme comes complete with its very own header image creator. You can make amazing header images using supplied stock images, your own photos, or just plain text. A professional header will separate your site from the competition and help build your brand. How many other themes offer this amazing function?



SEO Optimization – Every page you build on an AffiloTheme-powered site will be optimized for high search engine rankings. That's because AffiloTheme really makes it easy to set up sites that Google totally loves. You need traffic to your 'money magnet' in order to actually make any more; AffiloTheme will help you to get more traffic to your site.



5 Niche Sites – Sometimes even the best of us run into a little bit of technical difficulty! With AffiloTheme you get a complete video training series, as well as free customer support (whenever you want it). Our support staff are some of the best around, so you know that you'll always be looked after and get a prompt, personal reply within 48 hours.



Members' Only Forum – One of the coolest things you get with AffiloTheme is access to an exclusive members' only forum. This is where some of the best in the business will come to discuss how they use AffiloTheme to build professional websites. My staff and I will also be busy in the forum, providing rapid and helpful answers to any questions you might have. Becoming part of such a vibrant community is well worth the purchase price of AffiloTheme in itself.

Who is AffiloTheme For?

- **Newbie affiliate marketers who are facing ‘information overload’.** One thing that tends to stump even the most dedicated of newbies is how to build websites. Unless you have a web design or development background, it can be very confusing to know how to build great sites. Software such as Dreamweaver can be prohibitively expensive when you first start out... but by combining the proven power of Wordpress with the incredible functionality you can build amazing ‘money magnet’ sites with absolutely ZERO experience.

- **Experienced affiliates who want to build sites that are true labours of love.** Rome wasn’t built in a day; nor are any great websites. If you want to build a website that is truly a labour of love, which you can be proud of and show off to friends and family (as well as the Internet public) then you need to choose AffiloTheme. No other Wordpress theme makes it so easy to build a website that is a true work of art.

- **Wordpress fans who are sick of poor quality themes.** Let’s face it; there are far too many rubbish Wordpress themes available. Even the vast majority of premium themes are nowhere near worth their asking prices. But AffiloTheme is different – I’ve invested massive amounts of time and money into ensuring that this really is something special. If you want a theme that works smarter and harder for you, then you need to get AffiloTheme.

- **‘Technophobes’ who don’t like coding.** I’m one of the first to admit that I’m not very good at coding websites. That’s why I’ve had AffiloTheme especially designed so that anybody who can turn a computer on has the power to build a great website that will rank highly in the search engines and wow visitors. **You don’t need any coding experience whatsoever to make a great site with AffiloTheme!**

- **Anybody who wants to build a responsive list and profitable money-magnet.** I can’t stress enough the importance of building up your list if you want a profitable ‘money magnet’ site. Once you start building a list you can worry less about your traffic or income disappear

ing overnight , and more about building real relationships with your list members, so that they are always willing to buy from you when you offer them the latest and greatest products. AffiloTheme makes it so easy to incorporate a list into your site that there is absolutely no excuse not to have one!

AffiloTheme really is your ultimate site-building solution. There is no easier way of building profitable sites loaded with your affiliate offers and opt-in forms than with AffiloTheme... so how do you get your hands on a copy?

Launch Details

AffiloTheme is going to be available for sale at 4PM EDT on Tuesday 18th September, with exclusive and unbeatable launch pricing.

Additionally, early movers are going to be rewarded with a number of special bonuses that have yet to be announced.

I almost cracked and broke the news here, but I want to leave a few surprises for later this month, so please stay tuned, because there is a lot of information still to come about AffiloTheme. This is a big product – I've invested a substantial amount of time and money into it to make sure you're getting the best Wordpress theme in the world.

So, keep your eyes peeled because there is a lot of information still to come and of course, the big launch day on September 18th 4pm EDT.

A handwritten signature in black ink that reads "Mark Ling". The signature is stylized with a large, looped "M" and a cursive "Ling".

To your success,
Mark Ling